



## Europeana Foundation Governing Board Meeting

23 November 2017  
16h30 – 18h00 CET  
Teleconference

### **Content Report**

*Action Proposed: For information and Q&A*

### **Circulation:**

Europeana Foundation Governing Board Members & Observers

### **Classification:**

Public





# Europeana – Core Service Platform

## CONTENT REPORT - October 2017

<b>Revision</b>	1.0
<b>Date of submission</b>	1st November 2017
<b>Author(s)</b>	Pierre-Edouard Barrault, Henning Scholz
<b>Dissemination Level</b>	Public



Co-financed by the European Union  
Connecting Europe Facility

## REVISION HISTORY AND STATEMENT OF ORIGINALITY

### Revision History

Revision No.	Date	Author	Organisation	Description
1	01/11/2017	Pierre-Edouard Barrault, Henning Scholz	EF	Final draft

### Statement of originality:

This deliverable contains original unpublished work except where clearly indicated otherwise. Acknowledgement of previously published material and of the work of others has been made through appropriate citation, quotation or both.

The sole responsibility of this publication lies with the author. The European Union is not responsible for any use that may be made of the information contained therein.

## Table of Contents

<b>Summary</b>	<b>4</b>
<b>Overview</b>	<b>4</b>
<b>Europeana Publishing Framework</b>	<b>5</b>
<b>Content in Europeana by Country - Top 15</b>	<b>7</b>
<b>Content in Europeana by Provider - Top 15</b>	<b>9</b>
<b>Content in Europeana by Copyright Status</b>	<b>11</b>
<b>Content in Europeana by Type</b>	<b>13</b>

## Summary

Qualitative Highlights since September 2017	Outcome
Migration of all datasets from EUscreen (inactive) into EUscreenXL aggregator	Improved consistency of the related datasets
Hispana datasets splitted into smaller datasets	Improved consistency of the related datasets
Implementation of IIF records from the Manuscriptorium - National Library of the Czech Republic	New visualisation features now enabled
Improvement/rework of the spatial metadata for the Europeana280 dataset, in cooperation with the BBC for reuse in one of their project	Spatial metadata improvement

Quantitative Highlights since September 2017	Outcome
Update of the RNOD dataset, with resolving links to higher resolution content, and mostly PDM licence	General metadata improvement
APEF datasets update (Rise of Literacy campaign)	More than 150K limited records removed and replaced by almost 20K improved ones

## Overview

Currently Europeana.eu features content from 44 countries in 39 languages across more than 3,700 data providers. In total there are **53,183,625** objects available in Europeana.eu. Several partners have submitted new or updated metadata to Europeana in the last months, including RNOD, EUscreen, Hispana, DDB and APEF.

In line with the Europeana Foundation's business plan and working towards its strategic plan 2015-2020, Europeana is working on improving the richness and the quality of the metadata present in the Europeana repository. This is being achieved by asking Europeana's partners to review the presence, quality and consistency of metadata fields, such as the description, title, date (created or issued), coverage (spatial or temporal). In addition to this Europeana is focusing on increasing the number of digital objects labelled with rights statements that enable re-use, and also on the provision of direct links to media files of high quality.

An important part of all the actions performed by the Data Partners Service team has been related to improving datasets management and consistency, such as merging/splitting of datasets or attribution to different providers. Data quality improvement was also performed by implementing dataset updates which were either improving records metadata overall, or by removing several hundreds of thousands of records and replacing them with less but better (metadata wise) records.

## Europeana Publishing Framework

**Improvement of data quality:** we aim to increase the percentage of Tier 3 and 4 material to at least 16% of the total by end of 2017.

Due to technical problems we are currently not able to extract the up to date numbers to report on the progress against the tiers of the Europeana Publishing Framework. We will include the figures in the next content report.

## Content in Europeana by Country - Top 15

Looking at the country division of metadata throughout the **53,629,614** digital objects available in Europeana.eu, Germany, France, the Netherlands, Norway, Spain, France, United Kingdom and Italy provided the majority of the content. Countries contributing less than one per cent of the content are Estonia, United States of America, Ireland, Portugal, Switzerland, Lithuania, Slovakia, Romania, Latvia, Bulgaria, Croatia, Luxembourg, Serbia, Malta, Russia, Cyprus, Israel, Iceland, Moldova, Turkey, Ukraine, Macedonia, Albania, Vatican City State, Montenegro, and Bosnia and Herzegovina. One can notice the +/- 1M records change between France and United Kingdom, due to wrong country metadata in a massive dataset that has just been corrected.

Country	Total November 2017	Percentage	Difference with September 2017
Germany	5,909,707	11.11%	32,904
Netherlands	5,472,837	10.29%	-133,729
Norway	5,401,420	10.16%	0
Spain	4,902,938	9.22%	25,874
France	4,828,371	9.08%	-9,854
United kingdom	4,443,398	8.35%	0
Italy	3,607,585	6.78%	-2,195
Sweden	3,424,296	6.44%	7,907
Poland	2,587,707	4.87%	-92,384
Austria	2,149,258	4.04%	-1,710
Denmark	1,619,252	3.04%	-3,009
Belgium	1,528,971	2.87%	-3,087
Hungary	1,031,179	1.94%	40,712
Finland	958,881	1.80%	-154,214
Czech Republic	769,960	1.45%	-1,147
Other	4,547,865	8.55%	-117,553
<b>Total</b>	<b>53,183,625</b>	<b>100%</b>	<b>-411,485</b>

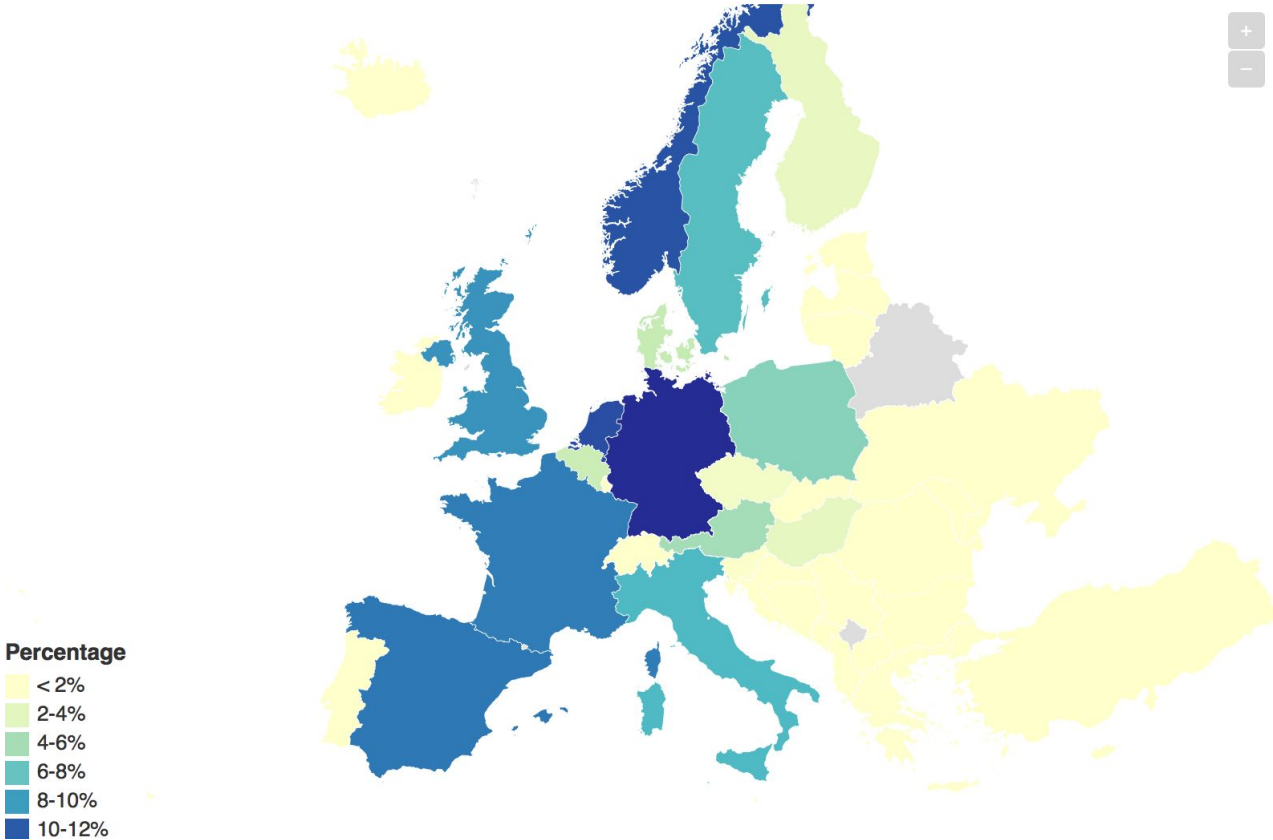


Figure 2. Content in European languages by country



## Content in Europeana by Provider - Top 15

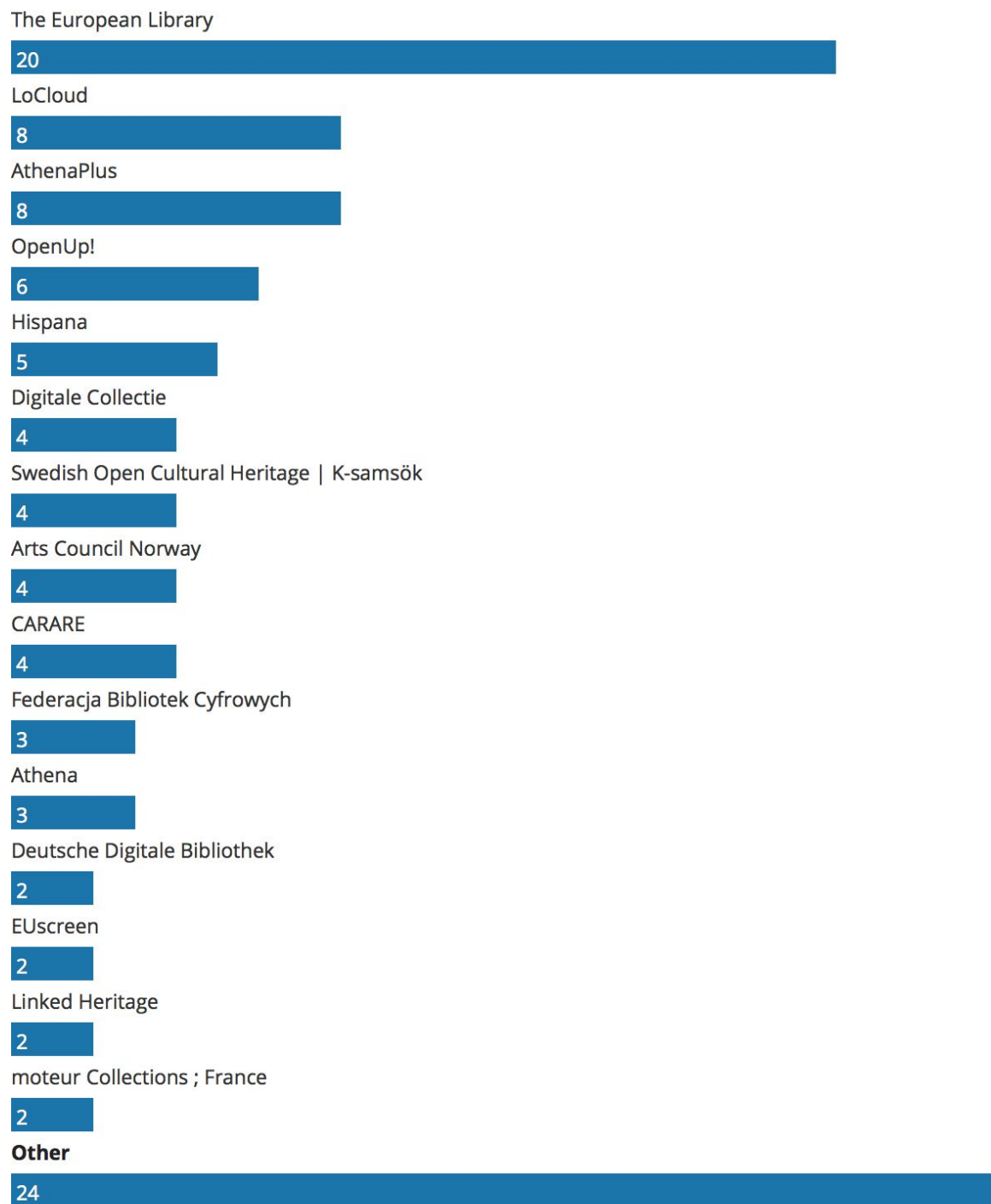
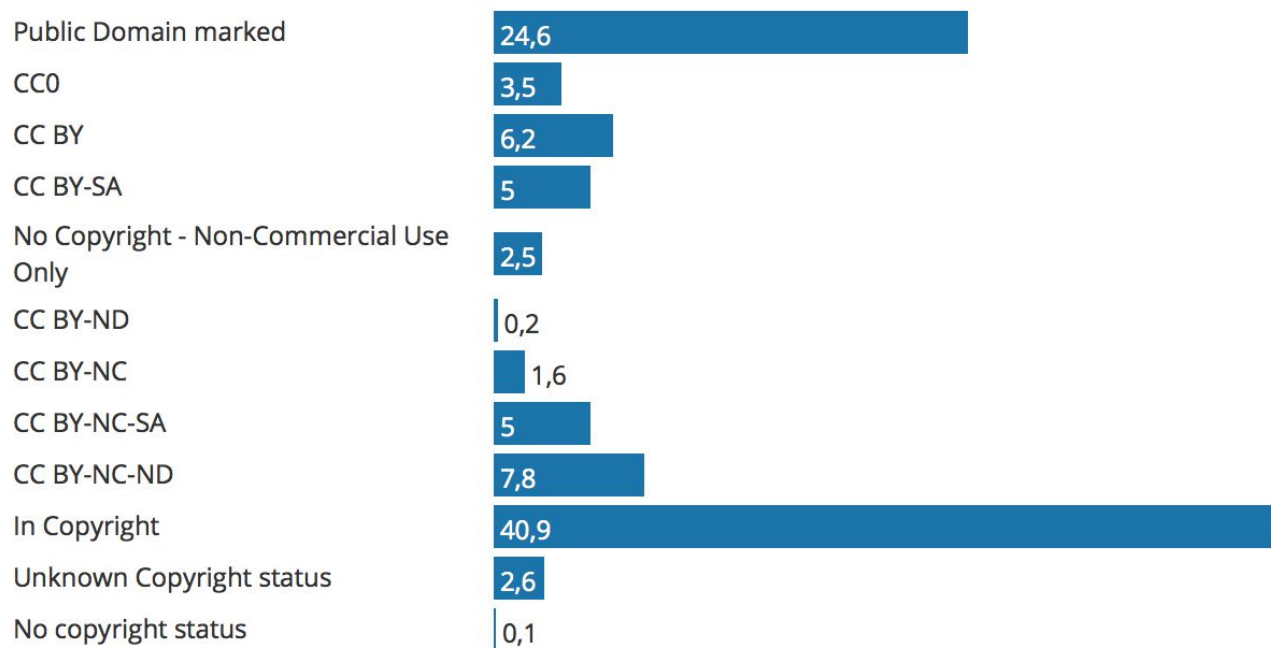


Figure 2. Europeana Content by Provider - Top 15

CONTENT REPORT – September 2017

<b>Provider</b>	<b>Total November 2017</b>	<b>Percentage</b>	<b>Difference with September 2017</b>
Germany	5,909,707	11.11%	32,904
Netherlands	5,472,837	10.29%	-133,729
Norway	5,401,420	10.16%	0
Spain	4,902,938	9.22%	25,874
France	4,828,371	9.08%	-9,854
United kingdom	4,443,398	8.35%	0
Italy	3,607,585	6.78%	-2,195
Sweden	3,424,296	6.44%	7,907
Poland	2,587,707	4.87%	-92,384
Austria	2,149,258	4.04%	-1,710
Denmark	1,619,252	3.04%	-3,009
Belgium	1,528,971	2.87%	-3,087
Hungary	1,031,179	1.94%	40,712
Finland	958,881	1.80%	-154,214
Czech Republic	769,960	1.45%	-1,147
Other	4,547,865	8.55%	-117,553
<b>Total</b>	<b>53,183,625</b>	<b>100%</b>	<b>-411,485</b>

## Content in Europeana by Copyright Status



**Figure 3.** Europeana Content by Copyright Status

<b>Rights statement</b>	<b>Total November 2017</b>	<b>Percentage</b>	<b>Difference with September 2017</b>
<b>Open for re-use (with attribution)</b>			
Public Domain marked	13,079,446	24.59%	77,571
CC0	1,837,335	3.45%	33,609
CC BY	3,304,025	6.21%	11,364
CC BY-SA	2,675,401	5.03%	-80,360
<b>Subtotal</b>	<b>20,896,207</b>	<b>39.29%</b>	<b>42,184</b>
<b>Open for re-use with restrictions</b>			
No Copyright - Non-Commercial Use Only	1,313,292	2.47%	-4,647
CC BY-ND	95,051	0.18%	58
CC BY-NC	858,159	1.61%	33,541
CC BY-NC-SA	2,653,265	4.99%	19,761
CC BY-NC-ND	4,164,880	7.83%	-79,334
<b>Subtotal</b>	<b>9,084,647</b>	<b>17.08%</b>	<b>-30,621</b>
<b>Subtotal re-use</b>	<b>29,980,854</b>	<b>56.37%</b>	<b>11,563</b>
<b>No re-use</b>			
In Copyright	21,772,259	40.94%	-462,588
Copyright Not Evaluated	1381985	2.60%	1,005
No copyright status	48,527	0.09%	36,627
<b>Subtotal</b>	<b>23,202,771</b>	<b>43.63%</b>	<b>-457,559</b>
<b>Total</b>	<b>53,183,625</b>	<b>100.00%</b>	<b>-445,996</b>

### Content in Europeana by Type

	IMAGE	TEXT	SOUND	VIDEO	3D	Total
All	29,179,210	22,099,116	735,058	1,144,810	25,431	<b>53,183,625</b>